



District Report Card: 2017


State: Bihar	District: Patna
Class: 8	Subject: Language
Schools: 51	Students: 1184


Participation/Coverage


Students

<div>GENDER</div> <div></div>	Boys				Girls			
	Number		%		Number		%	
	539		45.52		645		54.48	

<div>AREA</div> <div></div>	Rural				Urban			
	Number		%		Number		%	
	795		67.15		389		32.85	

<div>CATEGORY</div> <div></div>	SC		ST		OBC		GEN	
	Number	%	Number	%	Number	%	Number	%
	231	19.51	3	0.25	815	68.83	135	11.40

<div>CWSN</div> <div></div>	LD	VI	HI	S&LD	ID	Oth
	6	0	0	7	0	5

<div>Management</div> <div></div>	Government				Government-aided			
	Number		%		Number		%	
	1138		96.11		46		3.89	

Average Performance of Students in Language (%)

Overall	Gender		Area		Management		Social Group			
	Male	Female	Rural	Urban	Govt.	Aided	SC	ST	OBC	GEN
62.78	64.16	61.63	60.87	66.68	62.23	76.52	59.62	71.11	63.36	64.49

Performance on Learning Outcomes (LOs)

Learning Outcomes	Description	Average Performance(%)
L813	Read textual/non-textual materials with comprehension and identifies the details, characters, main idea and sequence of ideas and events while reading	62.78

Range of Performance of Students who Answered Correctly							
Below 30%		30% - 50%		50% - 75%		Above 75%	
Number	%	Number	%	Number	%	Number	%
106	8.95	228	19.26	490	41.39	360	30.41

Lowest Performing Learning Outcomes (LOs)

1 - Read textual/non-textual materials with comprehension and identifies the details, characters, main idea and sequence of ideas and events while reading (62.78)